


WEDGEWOOD II

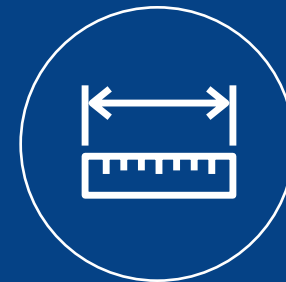
4600 Wedgewood Boulevard | Frederick, MD



377,000 SF
INDUSTRIAL BUILDING



24'
CEILING HEIGHT



40'x40'
COLUMN SPACING



1 MILE
TO I-270

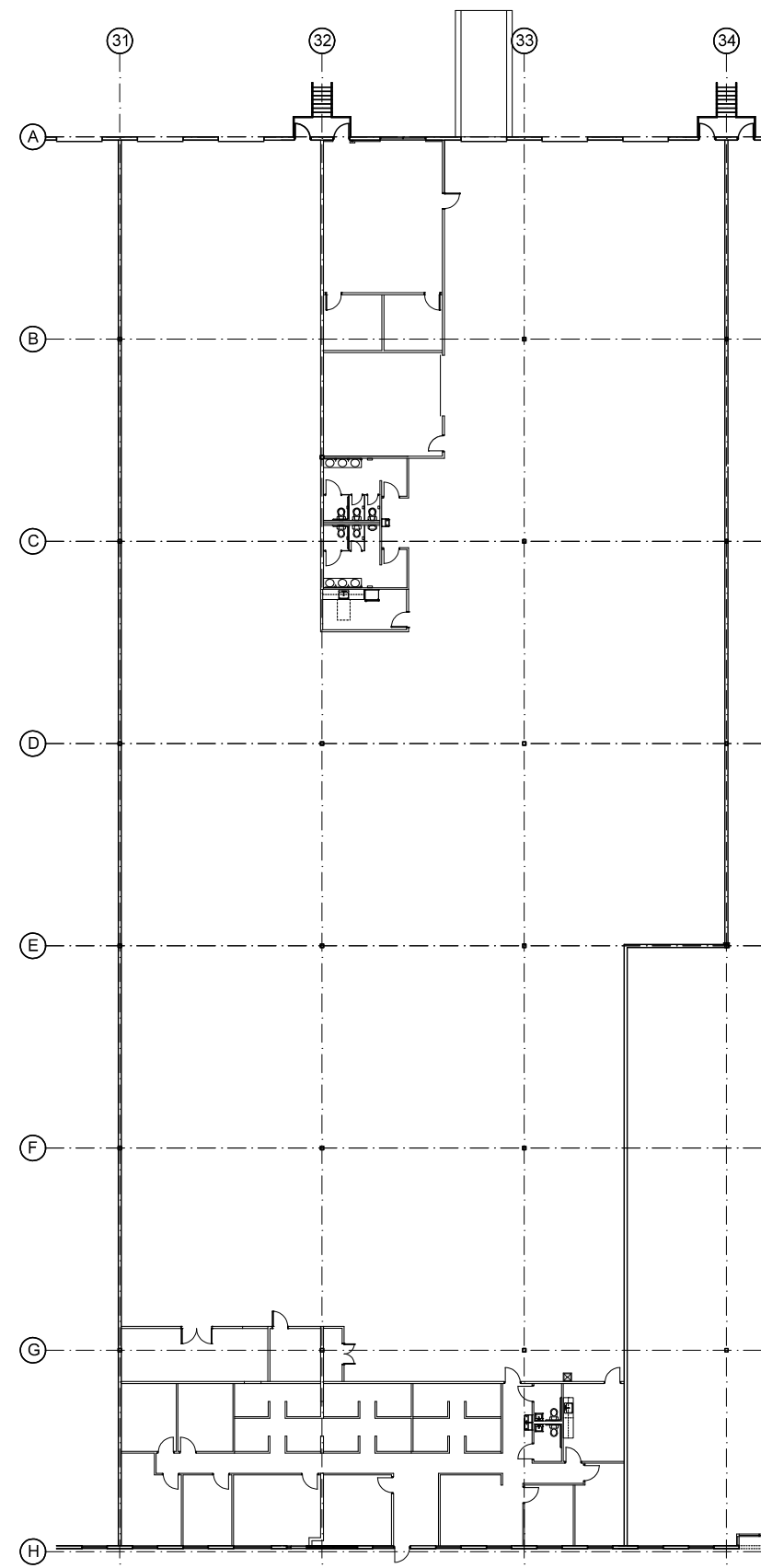


- 377,000 SF warehouse
- 31,320 SF available September 2022
- Tilt-up concrete construction
- 24' Clear ceiling height
- 40' x 40' Column spacing
- 9' x 10' Overhead dock doors
- Oversized truck court
- Fully sprinklered (wet)
- High daily traffic count - 44,450 VPD

- Sits on a prime corner along the 85 south corridor
- Quick access to I-270, I-70 and Route 15
- Extensive array of retail and business amenities nearby
- Well maintained with mature and lush landscaping
- Road widening of Route 85 will improve traffic flow and greatly enhance access to the property

SUITE B PLAN

31,320 SF



A

LOCATION MAPS

Quick access to I-270, I-70 & Rte 15



PHONE/FAX
P (301) 694-9200
F (301) 694-9214
www.mataninc.com

LEASING CONTACT
Brad Benna
bbenna@mataninc.com
(301) 815-9964 (direct)

MATANINC.COM